





How to Prepare

for a

Summer Holiday

S3 Home Learning

Name: _____



How to Prepare for a Summer Holiday

SPEND THE NEXT TWO WEEKS FINISHING THE TASKS AND WRITING YOUR REPORT.

DO THIS IN A WORD DOCUMENT OR IN YOUR JOTTER.



Overview

This unit will help you to plan and create a piece of informative writing. The exercises in it will make you think about what you will need to write about for the following task:

Write detailed instructions to help someone prepare for a summer holiday when the coronavirus is over and we can all travel again. You should spend a couple of hours a week on this. If you do not finish all the tasks, do not worry, we will continue this piece of work over several weeks.

Contents

Booking	page 2
To-do List	page 5
Packing – Clothes	page 7
Packing – Other Essential Items	page 8
Packing – Weight Restrictions	page 9
Packing – Hand Luggage	page 11

Booking

Decisions, decisions...

So you want to go on holiday? The first decision you have to make is where you want to go.



What helps people decide where they want to go on holiday? Write down as many ways as you can think of.

What Type of Holiday?

There are many types of holiday as different people like to go on holiday for different reasons and to do different things. Try to think of as many types of holiday as you can and write them down.

You also have to decide whether to book your flight and accommodation with the same company or to book them separately. Can you work out what the following terms mean?

Package Holiday: _____

Independent Travel: _____

Accommodation

You're almost ready to book your holiday but you need to decide what kind of accommodation you're going to book and what you're going to do for meals when you're on holiday. Complete the table below with what you know about different types of accommodation.

	What's Included in the Price? (tick boxes)			
	Breakfast	Lunch	Dinner	Drinks
All-Inclusive				
Half Board				
Bed and Breakfast				
Room Only				
Self-catering				

Now answer the following questions:

1. Which option is the least hassle? Give a reason for your answer.

2. Which would be the most expensive and cheapest options?

Most Expensive: _____

Cheapest: _____

3. What is self-catering accommodation?

4. What are the advantages of self-catering?

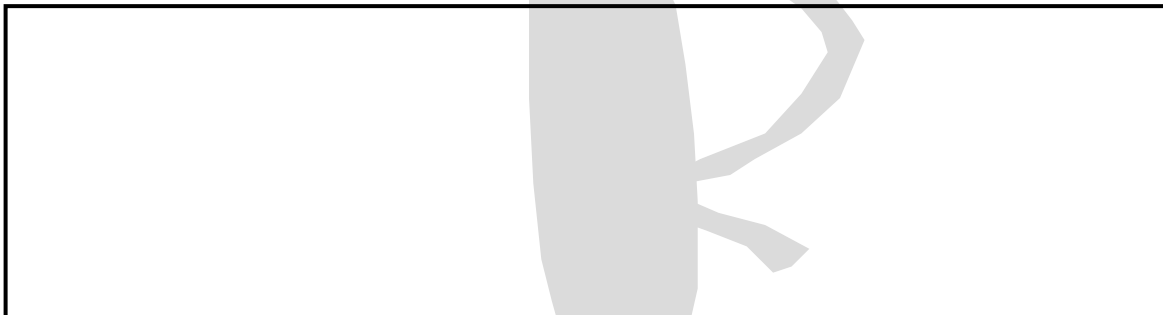
Book it!

Ok, so you've decided where you want to go but how do people actually book their holiday? Write down as many ways as you can think of.



Research

Now that the holiday is booked, it might be useful to find out a bit more about the destination. Where can you find out more information?



Now answer the following questions:

1. What kind of information would be good to find out about the destination?

2. What basic information would be useful to know about the country?

To-do List

Although the holiday has been booked, there are still many things that have to be organised. It might be a good idea to make a 'to-do list' so everything can be ticked off as it's done and nothing is forgotten.



Essential Documents and Money

Everyone needs to make sure they have the correct documents to go on holiday; that they have made arrangements in case anything goes wrong; and, of course, they have access to money. Fill in the table below about what you need to make sure you have so you can go on holiday.

Essential documents	Ways of taking money

Now answer the following questions:

1. What should everyone have arranged before they go on holiday in case anything goes wrong?

2. What kind of things could go wrong on holiday?

3. What should everyone have so they can have access to medical treatment in Europe?

4. What do people need to organise before they go to a country where there may be a risk of catching a disease we don't have in the UK?

Preparing for the Journey

There are many ways to travel to your destination – by plane, by train, by bus, by boat and by car. Fill in the table below with what needs to be remembered for different ways of travelling.

Flying (getting to the airport)	Train/Bus (getting to the station)	Boat (getting to the port)	Car

Preparing for Being Away from Home

Most people go on holiday in the summer for two weeks but some go for one, three or even longer. There are certain preparations that have to be made for being away from home for that length of time. Think about what they are and write them in the box.

Packing – Other Essential Items

Apart from clothes there are many other items that need to be packed for a summer holiday.



Think about anything else that needs to be taken. Fill in the table below with these essential items and reasons why people should pack them.

Essential Item	Reason(s) for packing this item

Packing – Weight Restrictions



People should also remember about weight limits for luggage that is checked-in to travel in the hold.

Different airlines have different weight restrictions and charges for hold luggage (luggage that you check in before going through security) and hand luggage (the luggage you can take onto the plane with you). Use the table below to answer the questions.

Luggage Fees and Allowances

Airline	Per bag each way (booked online)	Per bag each way (at the airport)	Hold luggage allowance	Per kg Excess	Hand luggage allowance
Ryanair	1 st : £15 rest: £35	1 st : £35 rest: £70	15kg	£20	10kg
EasyJet	£9	£18	20kg	£10	By volume (2)
BMI Baby	£9	£15	18kg	£10	10kg
Flybe	£8	£13	20kg	£10-£20 (1)	10kg
Aer Lingus	£10	£15	20kg	£6	6kg
Jet2	£8	£18	22kg	£8	10kg

1) £10/kg for first 3 kilos, £15/kg for 4 - 6 kilos and £20 for every kilo above. 2) No weight limit, but dimensions must not exceed 55 x 40 x 20cm.

1. Would you advise travellers to book their hold luggage online or wait to pay at the airport? Give a reason for your answer and give evidence using the prices for one of the airlines in the table.

2. Which airline is most generous with hand luggage allowance? Give evidence for your answer.

3. Which airline is the least generous with hand luggage allowance? Give evidence for your answer.

4. Which airline would you say is best value for money for hold luggage paid for online? (You should take cost and hold luggage allowance into consideration.) Give evidence for your answer.

5. Which airline would you say is the worst value for money for hold luggage allowance paid for online? Give evidence for your answer.

6. Which airline would you not want to have to check-in more than one bag with? Why?

7. Why would you advise people to weigh their luggage before leaving for the airport?

8. Which airline would charge most for 5kg extra weight? How much would they charge altogether for a suitcase that was 5kg overweight?

9. Why might someone want to make sure their suitcase is two or three kg below the maximum weight when they are going on holiday?

Packing – Hand Luggage



People may also wish to take hand luggage with them to carry items they need with them all the time.

Think about what someone may wish to take in their hand luggage. Fill in the table below and give reasons for your choices.

Item(s)	Reason(s) for packing this item

Now answer the following questions:

1. What rule about liquids and sharp items do passengers have to remember when packing their hand luggage?

2. What do passengers have to remember about electronic equipment (mobile phones, i-pods etc.) when the plane is taking off?

Planning Your Writing



Now that you've planned *what* to write, you have to plan *how* you're going to write it. This will involve planning:

- ✓ **Structure** How many paragraphs? What will you write in them?
- ✓ **Introduction** How will you start your essay?
- ✓ **Style** What style of writing will you use?
- ✓ **Conclusion** How will you finish your essay?

Once you've planned all of these aspects, you should be ready to write.

Structure

The first thing you need to do is plan how many paragraphs you'll have and what will be in them. Use the table below to help you.

	Paragraph	What will you write?
	<i>Introduction</i>	
Booking		
To-do List		
Packing		
	<i>Conclusion</i>	

Introduction

To start your essay you'll have to introduce what you are writing about. However, you should definitely *not* write "I am going to give detailed instructions to help someone prepare..." or "My essay is going to give detailed instructions..." There are better ways to start than this.

An effective way to start might be as follows:

"Going on a summer holiday doesn't start with going to the airport - there's much more to it than that."

You would then give brief details about all of the things that need to be done to prepare the holiday so it is a success. This way the reader knows exactly what you are going to do in the rest of your essay.

Try to think of two ways to start an introduction and write them below. Don't copy the example!

1. _____

2. _____

Style

Now you have to plan your style of writing. Remember your task is to 'Write detailed instructions to help someone prepare for a summer holiday.'

The word in the task that you have to think most about is 'instructions'. When we write instructions we have to use a certain style of writing with the right words and phrases for telling someone what they should do.

When giving instructions your sentences should start in a way that the reader knows they are being told to do something.

In the box on the next page write as many of these sentence starts as you can think of.

Sentence Starts

- _____
- _____
- _____
- _____
- _____
- _____
- _____
- _____
- _____
- _____
- _____
- _____

You should try to use all of these in your essay – don't use the same sentence starts over and over again or your writing will be too repetitive.

Conclusion

You're almost finished but you have to round everything off nicely. It would be a good idea to re-cap on the different areas you have covered (booking, packing etc.), repeating some of the most important pieces of advice. Just make sure you don't repeat too much.

An effective way to finish is to suggest that if the reader follows all of the instructions then their summer holiday should be a success. Finally, it might be good to say that you hope the reader has a great holiday.

Now you should be ready to write. If you've completed this unit and taken on board all of the advice, you should be able to produce a very good informative piece of writing.

Well what are you waiting for?

Get to work!

