



Spanish pupil independent study for 2<sup>nd</sup> half of  
October- November

## Contents

- Family
- Animals
- Greetings and introductions revision
- Age and birthday revision
- Numbers up to 1000
- Countries / nationalities and languages

## Family/Familia

Here is a list of the different vocabulary words in Spanish for the family.

**TASK 1**: Copy this list in your jotter under the Heading "FAMILIA":

(la) madre	mum
(el) padre	dad
(el) hermano	brother
(la) hermana	sister
(el) abuelo	grandpa
(la) abuela	grandma
(el) nieto	grandson
(la) nieta	grandaughter
(el) tío	uncle
(la) tía	aunt
(el) sobrino	nephew (male)
(la) sobrina	nephew (female)
(el) marido	husband
(la) mujer/(la) esposa	wife

**Task 2:** Translate the following words from Spanish to English:

1. madre: \_\_\_\_\_
2. abuelo: \_\_\_\_\_
3. tío: \_\_\_\_\_
4. hija: \_\_\_\_\_
5. madre: \_\_\_\_\_
6. marido: \_\_\_\_\_
7. sobrina: \_\_\_\_\_
8. primo: \_\_\_\_\_
9. abuela: \_\_\_\_\_
10. mujer: \_\_\_\_\_
11. hermana: \_\_\_\_\_
12. nieto: \_\_\_\_\_
13. tía: \_\_\_\_\_
14. prima: \_\_\_\_\_
15. sobrino: \_\_\_\_\_
16. abuela: \_\_\_\_\_

## Using De

In English when we want to indicate that something belongs to someone we add an apostrophe and an "s" to their name. For example:

**Susanna's book**

**Neil's bicycle**

**Sarah and David's dogs**

We cannot do the same in Spanish. There is no apostrophe in Spanish and adding an "s" just makes things look plural. Instead we need to use the following formula including the word *de* (meaning "of"):

**the + noun + *de* + name**

Like this:

**el libro de Susanna**

**la bicicleta de Neil**

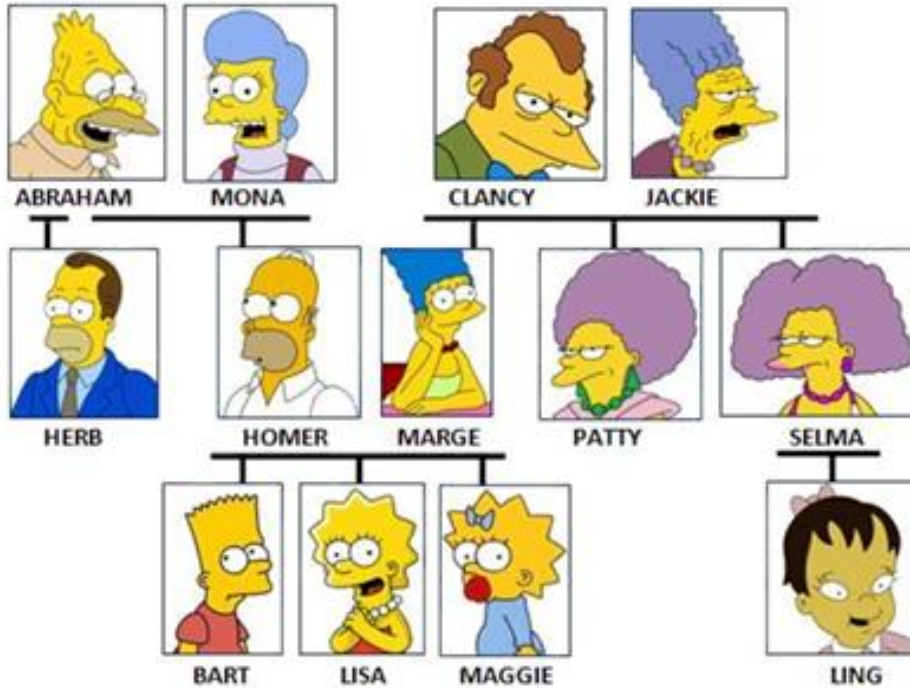
**los perros de Sarah y David**

Literally translated, these mean "the book of Susannah", "the bicycle of Neil", "the dogs of Sarah and David" but in English we would change that to say "Susanna's book", "Neil's bike" and "Sarah and David's dogs".

Look at task 3 below and put the above formula into practice. Number 1 is done for you as an example

**Task 3:** Looking at The Simpsons family tree, complete the sentences underneath in Spanish:

1. Bart es el hijo de Homer (« Bart is the son of



Homer » which we would change to « Bart is Homer's son »)

2. Marge es \_\_\_\_\_ de Lisa
3. Abraham es \_\_\_\_\_ de Maggie
4. Selma es \_\_\_\_\_ de Bart
5. Lisa es \_\_\_\_\_ de Ling
6. Ling es \_\_\_\_\_ de Marge
7. Homer es \_\_\_\_\_ de Marge y \_\_\_\_\_ de Maggie
8. Marge es \_\_\_\_\_ de Lisa y \_\_\_\_\_ de Patty
9. Bart es \_\_\_\_\_ de Lisa, \_\_\_\_\_ de Homer y \_\_\_\_\_ de Abraham
10. Mona es \_\_\_\_\_ de Abraham, \_\_\_\_\_ de Homer y \_\_\_\_\_ de Maggie

**Task 4:** Guess who each sentence is speaking about.(You need to check the Simpson's family tree)

**TIP:** every sentence uses the expression "se llama..." which means "is called..."

Sentence 1 is translated by way of example.

1. El padre de Bart, Maggie y Lisa **se llama** \_\_\_\_\_  
(the father of Bart, Maggie and Lisa is called \_\_\_\_\_) which we would translate as "Bart, Maggie and Lisa's father is called Homer"
2. La hija de Jackie y la hermana de Patty y Selma **se llama** \_\_\_\_\_
3. La prima de Bart **se llama** \_\_\_\_\_
4. El Hermano de Homer **se llama** \_\_\_\_\_
5. Es el padre de Herb **se llama** \_\_\_\_\_
6. La hermana de Bart y de Lisa **se llama** \_\_\_\_\_
7. La abuela de Maggie y la Madre de Marge **se llama** \_\_\_\_\_
8. El marido de Jackie **se llama** \_\_\_\_\_
9. La mujer de Homer **se llama** \_\_\_\_\_
10. EXTRA HARD : Las **dos** hermanas de Marge **se llaman** \_\_\_\_\_ y \_\_\_\_\_.

## Animals/Animales


Here is a list of some vocabulary words for animals in Spanish.

**TASK 1**: Copy this list in your jotter under the heading "Animales"

(el) perro	dog
(el) gato	cat
(la) vaca	cow
(el) hámster	hamster
(el) conejo	rabbit
(el) cerdo	pig
(el) toro	bull
(la) oveja	sheep
(la) cabra	goat
(el) gallo	rooster
(la) gallina	hen
(el) pollito	chick
(el) caballo	horse
(el) burro	donkey
(el) pez	fish



## TASK 2: Name these animals in Spanish




1) \_\_\_\_\_



2) \_\_\_\_\_



3) \_\_\_\_\_



4) \_\_\_\_\_



5) \_\_\_\_\_




6) \_\_\_\_\_




7) \_\_\_\_\_




8) \_\_\_\_\_




9) \_\_\_\_\_



10) \_\_\_\_\_



11) \_\_\_\_\_



12) \_\_\_\_\_

**TASK 3:** Ask your teacher for an I-pad and watch the following video:

<https://www.youtube.com/watch?v=nWhpc7JN1Eo>

- As the video plays, practice your pronunciation of the animals in Spanish.

**TASK 4:** Read and copy the following information into your jotter:

A noun is a word that names a person or thing. In Spanish, all nouns have a gender: they are either masculine or feminine.

The words for people are the gender you would expect:

padre (father) = masculine

madre (mother) = feminine

With other nouns you need to learn the gender but here are some tips to help you:

Nouns ending in -o are usually masculine.

Nouns ending in -a are usually feminine.

**TASK 5:** Mark if these nouns are masculine(M) or feminine (F). Remember to check the last letter of the word.

A.toro

B.gato

C.vaca

D.gallina

E.gusano

F.perro

G. ardilla

H. aguila

I.pajaro

J. pollito

K.pavo

L.oveja

M. ternero

N. cordero

**EXTENSION:** Look up in a dictionary (or Ipad if there are no dictionaries available) the meaning of the words you don't know yet. Write their meaning in your jotter.

## Greetings and introductions revision.

**TASK 1:** Unscramble the following words into Spanish greetings:

"laoh"      "unebos idsa"      "¿uqé Ita?"

"ósiad"      "athas uelgo"      "ineb"

"¿ ocóm et allsma?"      "Em allom..."

**TASK 2:** Complete the following conversation using the word bank below: **WHERE IS THE WORD BANK?**

-Carlos: Hola

-María: \_\_\_\_\_ ¿Que tal?

-Carlos: \_\_\_\_\_ ¿Y tu? ¿\_\_\_\_\_?

-María: Bien , gracias.

-Carlos: ¿Como te \_\_\_\_\_?

-María: \_\_\_\_\_ María ¿\_\_\_\_\_?

-Carlos: Me llamo Carlos. E\_\_\_\_\_.

-María: Mucho gusto

-Carlos: Hasta luego

**TASK 3:** Translate the following into English

1. hola = \_\_\_\_\_

2. ¿que tal? = \_\_\_\_\_

3. bien = \_\_\_\_\_

4. ¿cuándo es tu cumpleaños? = \_\_\_\_\_

5. encantado = \_\_\_\_\_

6. buenos días= \_\_\_\_\_

7. gracias= \_\_\_\_\_

## Age and birthday revision

Complete the following exercises about birthdays and age.

**TASK 1:** Match the following sentences with their translation in English:

¿Cuántos años tienes?	I am 17 years old
Tengo doce años	I am 14 years old
Tengo siete años	I am 12 years old
Tengo veinte años	I am 31 years old
Tengo catorce años	I am 7 years old
Tengo dieciseis años	I am 21 years old
Tengo treinta y un años	How old are you?
Tengo diecisiete años	I am 20 years old
Tengo veintiún años	I am 23 years old
Tengo veintitrés años	I am 16 years old

a) Look at your answers: How do you say "How old are you?" in Spanish?

a. ¿\_\_\_\_\_?

b) What does "tengo" mean in English?: \_\_\_\_\_

**TASK 1** answers for a) and b)

a) "How old are you"? = ¿Cuántos años tienes?

b) What does "tengo" mean in English?: "I have"

\*Note that in English we would say "I am...years old" but in Spanish they say "I have... years".

**TASK 2:** Translate the following months into English. Check your previous worksheets if necessary

- enero=
- febrero=
- marzo=
- abril=
- mayo=
- junio=
- julio=
- agosto=
- septiembre=
- octubre=

- noviembre=
- diciembre=

Q: Look at the first letter of each month in Spanish - what's different to the first letter of each month written in English?

A: That's right! In Spanish, the months of the year DO NOT start with a capital letter.

**TASK 3:** In order to say when your birthday is in Spanish, you use the formula / phrase -

"mi cumpleaños es el (INSERT NUMBER) de (INSERT MONTH) e.g. mi cumpleaños es el cuatro de julio - my birthday is the 4<sup>th</sup> of July.

Translate the following sentences into English:

a) mi cumpleaños es el cuatro de enero:

---

b) mi cumpleaños es el dos de febrero:

---



c) mi cumpleaños es el diez de agosto:

---

d) mi cumpleaños es el doce de diciembre:

---

e) mi cumpleaños es el quince de octubre:

---

Now translate the following sentences into Spanish.  
Remember to write THE WORDS for the numbers:

a) My birthday is the third of July:

---

b) My birthday is the fourteenth of March:

---

c) My birthday is the ninth of January:

---

d) My birthday is the twenty eight of August:

---

e) My birthday is the eleventh of September:

---

f) My birthday is the seventeenth of April:

---

g) My birthday is the third of February:

---

h) My birthday is the twenty fourth of May:

---

i) My birthday is the seventh of December:

---

j) My birthday is the second of October:

---

## Numbers up to 1000

You already know how to get up to thirty in Spanish. Now we are going to learn how to express numbers up to a thousand.

**TASK 1:** Copy the following table into your jotter

For numbers over thirty, you just have to say the tens and then the units. Follow this formula:

Tens + y + unit

Eg: 31

Treinta + y + uno = Treinta y uno

Spanish	English	Figure
Treinta y uno	Thirty one	31
Treinta y dos	Thirty two	32
Treinta y tres	Thirty three	33
Treinta y cuatro	Thirty four	34
Treinta y cinco	Thirty five	35
Treinta y seis	Thirty six	36
Treinta y siete	Thirty seven	37
Treinta y ocho	Thirty eight	38
Treinta y nueve	Thirty nine	39

- Copy the following table into your jotter for numbers 40, 50, 60, 70, 80, 90 and 100

Spanish	English	Figure
Cuarenta	Forty	40
Cincuenta	Fifty	50
Sesenta	Sixty	60
Setenta	Seventy	70
Ochenta	Eighty	80
Noventa	Ninety	90
Cien	A hundred	100

**TASK 2:** Write the FIGURES for these Spanish numbers:

- |                     |                    |
|---------------------|--------------------|
| a) Treinta y uno    | f) Setenta y nueve |
| b) Cincuenta y dos  | g) Cuarenta y dos  |
| c) Noventa y cuatro | h) Treinta y seis  |
| d) Sesenta y seis   | i) Ochenta y siete |
| e) Ochenta y cinco  | j) Sesenta         |

**TASK 3:** Write the following numbers in Spanish IN WORDS:

a) 56 = \_\_\_\_\_

c) 97 = \_\_\_\_\_

b) 46 = \_\_\_\_\_

d) 76 = \_\_\_\_\_

e) 50 = \_\_\_\_\_

h) 95 = \_\_\_\_\_

f) 65 = \_\_\_\_\_

i) 74 = \_\_\_\_\_

g) 84 = \_\_\_\_\_

j) 20 = \_\_\_\_\_

**TASK 4:** Copy the following table in your jotter

For numbers over a hundred, we follow a similar formula:

Hundreds + tens + y + unit

Eg: 231

Doscientos + treinta + y + uno = Doscientos  
treinta y uno (231)

(EXCEPTION: 100 is "cien" but 101 is "ciento uno", 102 is  
"ciento dos", etc.)

If you want to add a thousand, simply put  
it in front like so:

Mil + doscientos + treinta + y + uno

Mil doscientos treinta y uno

1231

Spanish	English	Figure
Cien /ciento	A hundred	100

Doscientos	Two hundred	200
Trescientos	Three hundred	300
Cuatrocientos	Four hundred	400
Quinientos	Five hundred	500
Seiscientos	Six hundred	600
Setecientos	Seven hundred	700
Ochocientos	Eight hundred	800
Novcientos	Nine hundred	900
Mil	A thousand	1000

**TASK 5:** Write the FIGURES for these Spanish numbers:

- a) Quinientos setenta y dos=
- b) Ciento cuarenta y siete =
- c) Ochocientos veinticuatro=
- d) Trescientos=
- e) Cuatrocientos ochenta y seis=
- f) Doscientos cincuenta y dos=
- g) Quinientos cincuenta y cinco=
- h) Seiscientos setenta y ocho=
- i) Trescientos diecinueve=
- j) Ciento sesenta=
- k) Cuatrocientos veintinueve=
- l) Setecientos cuarenta y seis=
- m) Mil novecientos ochenta y siete=

**TASK 3:** Write the following numbers in Spanish:

a) 789= \_\_\_\_\_

b) 984= \_\_\_\_\_

c) 423= \_\_\_\_\_

d) 956= \_\_\_\_\_

e) 267= \_\_\_\_\_

f) 321= \_\_\_\_\_

g) 159= \_\_\_\_\_

h) 452= \_\_\_\_\_

i) 678= \_\_\_\_\_

j) 875= \_\_\_\_\_

k) 166= \_\_\_\_\_

l) 885= \_\_\_\_\_

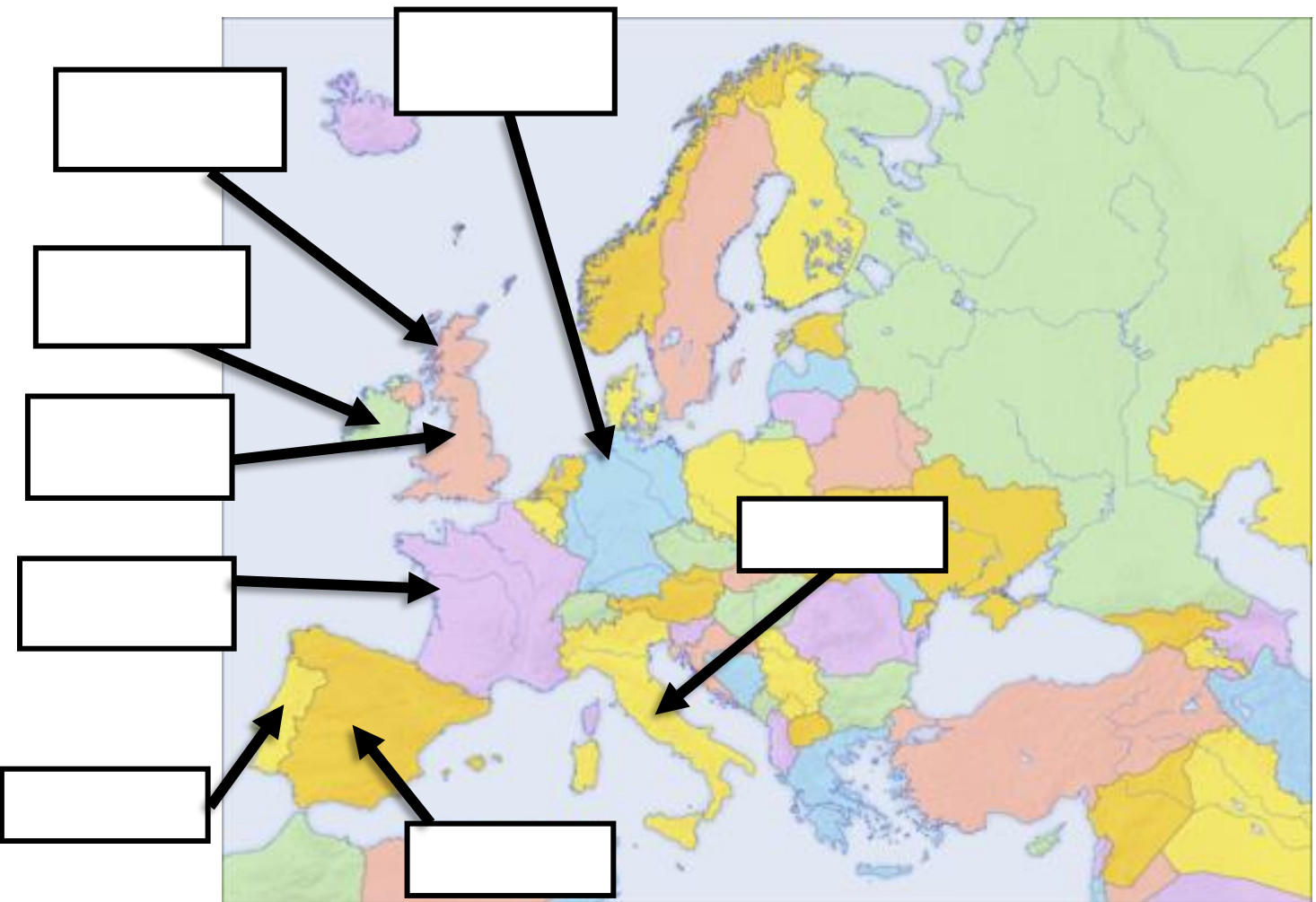
m) 397= \_\_\_\_\_

n) 1789= \_\_\_\_\_

## Nationalities, countries and languages

You are going to do some further work on nationalities and languages. You are going to start with the ones you already know and then you will learn some new ones.

**TASK 1** Put the name of the countries on the map in the boxes where indicated. If you need to look up a






world map, ask your teacher for an iPad or get a book from the library with a world map in it.


**TASK 2:** Match the countries with their flags

- España
- Francia
- Escocia
- Inglaterra
- Irlanda
- Alemania
- Portugal
- Italia
- Estados Unidos

- España
- Francia
- Escocia
- Inglaterra



- Alemania
- Portugal



## Nationality in Spanish:

Nationalities in Spanish are often talked about using nationality adjectives, which are adjectives (words) that describe the country a person or thing is from.

Most nationality adjectives in Spanish have four forms: masculine singular, feminine singular, masculine plural, and feminine plural, though some just have two forms (singular and plural). For our purposes we are just going to focus on the masculine singular and feminine singular forms.

Take a look at the masculine and feminine forms the adjective **francés** (French) can take.

Juan es un chico francés = John is a French boy

Anita es una chica francesa = Anita is a French girl

While the endings may look a bit confusing at first, the rules for forming nationality adjectives are actually pretty straightforward.

### Nationalities that end in an “-o”

Nationalities that end in an **o** have four forms: masculine singular, feminine singular, masculine plural, and feminine plural. As stated above, we are only looking at the masculine singular and feminine singular forms today.

Here is a quick rule for the change you'll need to make to the masculine singular form in order to make the feminine singular form.

To make the **singular feminine form**: change the **o** in the masculine singular form to an **a** e.g.

Mi abuelo es mexicano = my grandfather is Mexican

Mi abuela es mexicana. = my grandmother is Mexican

**TASK 3**: Circle the correct option for each sentence.

1. A man from Spain is called español/española.
2. A woman from France is called frances/francesa.
3. A man from Germany is called aleman/alemana.
4. A man from England is called ingles/inglesa.

TIP: "Habla = "he/she speaks"  
"Hablan = "they speak"  
"Se habla" = "they speak"

5. En Alemania se habla aleman/alemana.
6. En España se habla ingles/espanol.
7. En Irlanda se habla ingles/escoces.

8. En Estados Unidos se habla ingles y japones/español.
9. En China se habla japones/chino.
10. En Italia se habla italiana/italiano.
11. En Francia se habla frances/franceso.
12. En Portugal se habla español/portugues.
- 13.

**TASK 4:** Create a touristic poster for one of the countries above mentioned. It must be 100% in Spanish. You have to use at least two of the following expressions:

- Visita \_\_\_\_\_ = Visit \_\_\_\_\_
- Hermosas ciudades = beautiful cities
- Monumentos historicos = Historical monuments
- Buen tiempo = Great weather
- Comida deliciosa = Delicious food
- Diversion = Fun

You can use an I-pad to research some of the classic views or monuments of the country of your choice. That way you may draw them. Remember to make it colorful and eye catching!